



# Knowledge Co-Creation Program (Group & Region Focus)

GENERAL INFORMATION ON

**PUBLIC HEALTH ACTIVITIES FOR STRENGTHENING  
MATERNAL AND CHILD HEALTH (B)**

**課題別研修「公衆衛生活動による母子保健強化 (B)」**

**JFY 2019**

**NO. 201984445J002**

**Course Period in Japan: From October 23<sup>rd</sup> to December 7<sup>th</sup>, 2019**

This information pertains to one of the JICA Knowledge Co-Creation Program (Group & Region Focus) of the Japan International Cooperation Agency (JICA), which shall be implemented as part of the Official Development Assistance of the Government of Japan based on bilateral agreement between both Governments.

‘JICA Knowledge Co-Creation (KCC) Program’ as a New Start

In the Development Cooperation Charter which was released from the Japanese Cabinet on February 2015, it is clearly pointed out that *“In its development cooperation, Japan has maintained the spirit of jointly creating things that suit partner countries while respecting ownership, intentions and intrinsic characteristics of the country concerned based on a field-oriented approach through dialogue and collaboration. It has also maintained the approach of building reciprocal relationships with developing countries in which both sides learn from each other and grow and develop together.”* We believe that this ‘Knowledge Co-Creation Program’ will serve as a center of mutual learning process.

# **I. Concept**

## **Background**

Sustainable Development Goals (SDGs) were adopted by the United Nations in September 2015. Built on the Millennium Development Goals (MDGs), which ended in 2015, the SDGs are specific targets to be reached by 2030. Three of the eight goals in MDGs, 'reduction of child mortality', 'improvement of maternal health,' and 'combating HIV/AIDS, malaria and other diseases' were not achieved despite global efforts. These goals were extended as part of the SDGs. In all, the SDGs include thirteen health associated targets. Goal 3 is to "Ensure healthy lives and promote well-being for all at all ages." To achieve the targets, global efforts are required in both developing countries and developed countries.

Many developing countries still face difficulties providing maternal and child health care services in all regions. There are many reasons for this, including lack of human resources, budget, equipment, and facilities. Regional disparity in infrastructure, patient transportation, and inadequate health administration are particular problems that need to be addressed. Improving health systems in developing countries is essential to achieving global health goals.

Using case studies from Okinawa and Japan, this program is designed to assist those responsible for nursing management to propose improvement plans that will impact maternal and child health.

Okinawa Prefecture, which is the southernmost regional government in Japan, is made up of around 160 islands, many quite remote. This regional government has long focused on addressing maternal and child health issues. Much of this emphasis stems from post-World War II reconstruction when Okinawans suffered in extremely poor health conditions with inadequate medical staff and facilities. By implementing initiatives to improve its health systems, Okinawa succeeded in achieving Universal Health Coverage.

This program aims to leverage the success of the experience in Okinawa Prefecture and provide the knowledge, skill, and structure for participants to solve maternal and child health issues through public health activities in their home countries.

## **For what?**

This program, based on the success in Okinawa Prefecture, aims to provide participants with knowledge, skills, and keys to solve the issues on maternal and child health measures in developing countries.

## **For whom?**

This program is offered for those who in a nursing position or its supervising position to be responsible for planning, implementation, evaluation and management of maternal and child health promotion at the central or local governments which address

to improve public health.

### **How?**

Participants shall have opportunities:

- 1) to analyze the obstacles on maternal and child health in public health in their countries in comparison with those of Okinawa and Japan,
- 2) to obtain the clues to improve their current situation through learning the experience of measures taken in Okinawa Prefecture, which is one of the local governments located southernmost in Japan, on its health administration.

## ***II. Description***

- 1. Title (Course No.):**  
**Public Health Activities for Strengthening Maternal and Child Health (B)**  
**(201984445J002)**
- 2. Course Period in JAPAN**  
October 23 – December 7, 2019
- 3. Target Regions or Countries**  
Afghanistan, Bangladesh, Fiji, Georgia, Nauru, Papua New Guinea, Samoa, and Timor Leste
- 4. Eligible / Target Organization**  
This program is designed for the central or local governments which address to improve maternal and child health.
- 5. Course Capacity (Upper limit of Participants)**  
8 participants
- 6. Language to be used in this program**  
English
- 7. Course Objective:**  
The public health officers in central or local government will utilize the knowledge gained through this program and implement new plans to improve maternal and child health.
- 8. Overall Goal**  
Maternal and child health services will be delivered to citizens based on the needs of their community.

## 9. Expected Module Output and Contents:

This program consists of the following components. Details on each component are given below. The contents may be subject to modify:

**1. Preliminary Phase in a participant's home country**  
*Participating organizations make required preparation for the Program in the respective country.*

Expected Output	Activities
To make Job Report	(1) Analysis on the issues on maternal and child health in working organization or in applicant's work responsibility (2) <b><u>Be sure to use the attached format</u></b> when making Job Report (3) Be sure to have the personnel in higher rank check before submission

**2. Core Phase in Japan**  
*Participants dispatched by the organizations attend the Program implemented in Japan.*

Expected Module Output	Subjects/Agendas	Methodology
1. To sort and report the issues to be addressed on maternal and child health in participant's country in order to share them with the program implementing partners	(1) Sorting the issues on maternal and child health in participant's country (2) Making short and concise presentation of Job Report	Discussion Presentation
2. To understand the public health administration in Japan and Okinawa (from post-World War II to present), medical care system, cooperation between medically related organizations, based on the measures of maternal and child health	(1) Overview of public health administration in Japan (2) Overview of public health, medical and welfare administration in Okinawa (3) Overview of public health and medical care activities in remote islands of Okinawa and mainland Japan (4) Maternal and child health care services in medical facilities (5) Overview of nursing education (6) Roles of nursing specialist association and related organizations	Lecture Field visit and Exercise

3. To acquire the specific idea about the application possibility of maternal health measures through learning the history of public health activities in Japan and Okinawa, practice (methods and techniques), health system, human resources development	(1) Overview of public health nurse personnel stationing system in communities (2) Overview of nursing administrations and human resources development in Okinawa (3) Theory and practice of public health nursing activities (4) Roles of nurses in school health	Lecture Field visit and Exercise
4. To make feasible action plan to improve maternal and child health after returning to home country	(1) Review the contents of the program (2) Making and presentation of "Action Plan"	Lecture Exercise Presentation
<b>3. Finalization Phase in a participant's home country</b> <i>Participating organizations produce final outputs by making use of results brought back by participants. This phase marks the end of the Program.</i>		
Expected Output	Activities	
To share the learning from the program in Japan with colleagues at work	<ul style="list-style-type: none"> <li>Presenting the outline of this program in a report meeting such as a workshop for the beneficiaries including co-workers, and discussion how the learning from the program can be applied to the home country</li> </ul>	

### ***III. Conditions and Procedures for Application***

#### **1. Expectations from the Participating Organizations:**

(1) This program is designed primarily for organizations that intend to address specific issues or problems identified in their operation. Participating organizations are expected to use the program for those specific purposes.

(2) This program is enriched with contents specially developed in collaboration with relevant prominent organizations in Japan. These special features enable the project to meet specific requirements of applying organizations and effectively facilitate them toward solutions for the issues and problems.

(3) As this program is designed to facilitate participants to come up with concrete plan to bring a change in their organization. Participating organizations are expected to make due preparation with the participants before dispatching them to Japan by carrying out the activities of the Preliminary Phase described in section II -9 .

(4) Participating organizations are also expected to make the best use of the results achieved by their participants in Japan by carrying out the activities of the Finalization Phase described in section II -9.

#### **2. Nominee Qualifications:**

Applying Organizations are expected to select nominees who meet the following qualifications.

##### **(1) Essential Qualifications**

- 1) Current Duties: be in a nursing position or its supervising position to be responsible for planning, implementation, evaluation and management of maternal and child health nursing at the central or local governments which address to improve public health
- 2) Experience in the relevant field: have 7 or more years' working experience in the field of public health.
- 3) Educational Background: be a university graduate or equivalent
- 4) Be licensed in clinical nursing or obstetrics, and / or public health professional
- 5) Language: have a competent command of spoken and written English to make an oral presentation and write a report
- 6) Health: must be in good health, both physically and mentally, to participate in the program in Japan. Pregnant applicants are not recommended to apply due to the potential risk of health and life issues of mother and fetus.

##### **(2) Recommendable Qualifications**

- 1) Expectations for the Participants:  
Those who have relation with JICA health project will be preferable.

2) Age:

Between the ages of thirty (30) and forty-nine (49) years

### **3. Required Documents for Application**

#### **(1) Application Form:**

The Application Form is available at **the JICA office (or the Embassy of Japan)**.

\* If you have any difficulties/disabilities which require assistance, please specify necessary assistances in the Medical History(1-(d)) of the application forms. It may allow us (people concerned in this course) to prepare better logistics or alternatives.

**(2) Photocopy of passport:** to be submitted with the application form, if you possess your passport which you will carry when entering Japan for this program. If not, you are requested to submit its photocopy as soon as you obtain it.

\*Photocopy should include the followings:

Name, Date of birth, Nationality, Sex, Passport number and Expire date

**(3) Nominee's English Score Sheet:** to be submitted with the application form. If you have any official documentation of English ability. (e.g., TOEFL, TOEIC, IELTS)

**(4) Job Report:** to be made with the given format by the applicant him/herself and submitted together with the application form. Please refer to VI. ANNEX in this document for the detail.

**(5) The signed result of chest X-ray examination** for TB within one year

**\*Remarks: The Application Form and Job Report (ANNEX) must be computer-printed, NOT handwritten.**

There are some cases which applicants are rejected since the application form is not readable.

### **4. Procedures for Application and Selection :**

#### **(1) Submission of the Application Documents:**

Closing date for applications: **Please inquire to the JICA office (or the Embassy of Japan).**

After receiving applications, the JICA office (or the Embassy of Japan) will send them to **the JICA Center in JAPAN by August 23, 2019.**



**(2) Selection:**

After receiving the documents through proper channels from your government, the JICA office (or the embassy of Japan) will conduct screenings, and then forward the documents to the JICA Center in Japan. Selection will be made by the JICA Center in consultation with concerned organizations in Japan. *The applying organization with the best intention to utilize the opportunity of this program will be highly valued in the selection.* Qualifications of applicants who belong to the military or other military-related organizations and/or who are enlisted in the military will be examined by the Government of Japan on a case-by-case basis, consistent with the Development Cooperation Charter of Japan, taking into consideration their duties, positions in the organization, and other relevant information in a comprehensive manner.

**(3) Notice of Acceptance**

Notification of results will be made by the JICA office (or the Embassy of Japan) **not later than September 20, 2019.**

**5. Conditions for Attendance:**

- (1) to strictly adhere to the program schedule.
- (2) not to change the program topics.
- (3) not to extend the period of stay in Japan.
- (4) not to be accompanied by family members during the program.
- (5) to return to home countries at the end of the program in accordance with the travel schedule designated by JICA.
- (6) to refrain from engaging in any political activities, or any form of employment for profit or gain.
- (7) to observe Japanese laws and ordinances. If there is any violation of said laws and ordinances, participants may be required to return part or all of the program expenditure depending on the severity of said violation.
- (8) to observe the rules and regulations of the accommodation and not to change the accommodation designated by JICA.
- (9) To have health check-up for TB through X-ray before coming to Japan within a year.

## IV. Administrative Arrangements

### 1. Organizer:

(1) **Name:** JICA Okinawa Center (JICA Okinawa)

(2) **Contact:** Ms. Naoko Nakama (E-mail: oicctp@jica.go.jp)

### 2. Implementing Partner:

(1) **Name:** TA Networking Corp.

(2) **URL:** <http://www.ta-n.com/eng/index.html>

### 3. Travel to Japan:

(1) **Air Ticket:** The cost of a round-trip ticket between an international airport designated by JICA and Okinawa will be borne by JICA.

(2) **Travel Insurance:** Coverage is from time of arrival up to departure in Japan. Thus traveling time outside Japan will not be covered.

### 4. Accommodation in Japan:

JICA will arrange the following accommodations for the participants in Japan:

#### JICA Okinawa Center

Address: 1143-1 Aza-Maeda, Urasoe-Shi, Okinawa, 903-2552 Japan

TEL: +81-98-876-6000 FAX: +81-98-876-6014

("81" is the country calling code of Japan, and "98" is the area code.)

If there is no vacancy at JICA Okinawa, JICA will arrange alternative.

Please refer to facility guide of JICA Okinawa at its URL,

<http://www.jica.go.jp/english/about/organization/domestic/index.html>

### 5. Expenses:

The following expenses will be provided for the participants by JICA:

(1) Allowances for accommodation, meals, living expenses, outfit, and shipping

(2) Expenses for study tours (basically in the form of train tickets.)

(3) Free medical care for participants who become ill after arriving in Japan (costs related to pre-existing illness, pregnancy, or dental treatment are not included)

(4) Expenses for program implementation, including materials

For more details, please see "III. ALLOWANCES" of the brochure for participants titled "KENSU-IN GUIDE BOOK," which will be given before departure for Japan.

### 6. Pre-departure Orientation:

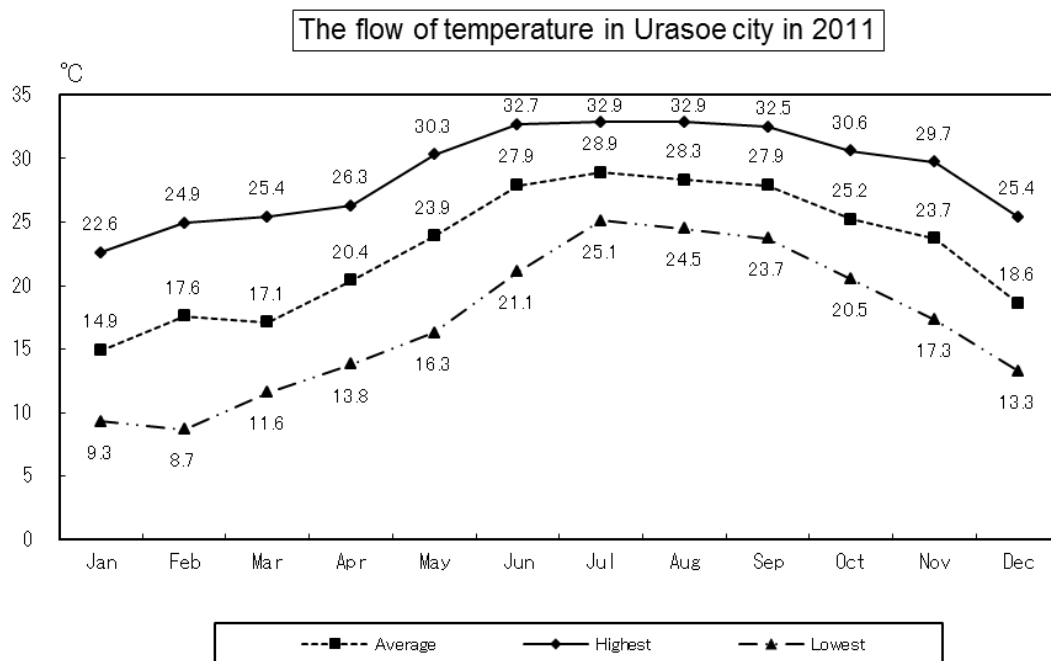
A pre-departure orientation will be held at the respective country's JICA office (or Japanese Embassy), to provide participants with details on travel to Japan, conditions of the workshop, and other matters.

## V. Other Information

### 1. Climate of Okinawa

Okinawa is located at sub-tropical zone (southern edge of Japan) but climate varies depending upon seasons. While it is hot and heavily humid in the summer season (June to October), it becomes a bit chilly in the winter season (December to March) due to strong northerly wind. Participants are recommended to bring suitable clothing (details are mentioned in below4.)

The following graph is the flow of temperature in Urasoe city where JICA Okinawa Center is located (Data source: homepage of Urasoe City).



### 2. Main facilities in JICA Okinawa

JICA Okinawa is equipped with a variety of facilities for program and welfare activities such as seminar rooms, library, study room with computers, accommodation rooms (details are mentioned in below 3.), dining hall, clinic for medical consultation, gym, tennis court, a swimming pool (available from May to October), Japanese-style room for tea ceremony and recreation rooms.

At the dining hall, aka OIC Shokudo, “HALAL” meals for the Muslim and vegetarian meals are available.

The Internet connection available (either by cable or Wi-Fi) at accommodation rooms and other buildings.

### 3. Accommodation in JICA Okinawa

JICA Okinawa accommodation building has 96 single rooms. Every room is

furnished with bed, desk, chair, bookshelf and closet. Also, there are TV (with satellite channel), DVD player, safety box, telephone, LAN cable jack, etc. in each room.

The accommodation building has tea lounge, smoking room and laundry room on each floor. And also washing machines and irons are available for free. Towels and toiletries are provided upon check-in.

Please note that cooking in the accommodation is strictly prohibited.

#### **4. What to bring**

##### **(1) National Health Plan**

Please bring the National Health Plan. This will be used when making Action Plan.

##### **(2)Clothing**

It is recommended to bring appropriate clothing according to the season during Participants stay in Okinawa(\*refer 1. Climate of Okinawa ). If your program includes plant visit or outdoor activities, suitable uniform/clothing will be provided by JICA or at visiting site upon arrival. Also, JICA Okinawa accommodation front desk has jackets and coats for rental in case of study tour to mainland Japan during winter time.

##### **(3) National Costume**

There are a few occasions like opening and closing ceremonies when the participants are kindly requested to wear formal clothing. Nevertheless, casual clothing is acceptable even during the hours of most of the program.

It is strongly recommended to bring your national or traditional costumes for opening & closing ceremony and for other activities that participants may have opportunities to join.

##### **(4) Photos and Movies**

During your stay in Okinawa, JICA Okinawa and/or the local media (TV, newspapers, etc.) may interview you. Please bring photos and videos of your country, your daily life, your office, etc. Please note that photos and videos must be copyright cleared or taken by yourself.

##### **(5) Recommended items to bring**

A) A PC (personal computer) of your own will be useful, because you will need to use Word, PowerPoint and E-mail during the program. JICA Okinawa can lend you Windows PC (English version), in case you cannot bring one.

B) A travel bag separate from your suitcase for short trip is recommended as an item to bring because the program includes 3-5 days short trips to remote areas in Okinawa and mainland Japan.

C) Any handicrafts and folk crafts items which could be used when you exchange with local students. Also, JICA Okinawa has display corner to introduce world culture to the visitors.

## **5. Environmental conservation activities in JICA Okinawa**

JICA emphasizes on the environmental conservation activities such as energy saving, rubbish separation and recycling etc. Participants are kindly requested to cooperate to these activities during their stay at JICA Okinawa. Details will be given on arrival to JICA Okinawa.

## **6. For your Information**

Information of Okinawa is available at following URLs.

- (1) Homepage of Urasoe city (where JICA Okinawa is located):

<http://honyaku.j-server.com/LUCURASOEC/ns/tl.cgi/http%3a/www.city.urasoe.lg.jp/?SLANG=ja&TLANG=en&XMODE=0&XCHARSET=utf-8&XJSID=0>

Basic information of Urasoe city is covered in English.

- (2) HP of Okinawa Prefecture: <http://www.pref.okinawa.jp/english/index.html>

Basic information of Okinawa prefecture is covered (Urasoe city is one of the municipalities in Okinawa prefecture) in English.

- (3) HP of Okinawa Convention & Visitors Bureau: <https://www.ocvb.or.jp/foreign/en>

- (4) The YouTube channel of JICA Okinawa: <https://www.youtube.com/user/jicaokinawa>

- (5) More information is available at the reception of JICA Okinawa.

## VI. ANNEX:

### Guidelines for Job Report

As written in the GI (General Information), all candidates of the program are required to submit the Job Report when applying. This report will be very important information for program organizers in Japan to understand your needs and your working environment. They would arrange the program to suit the participants' needs as much as possible. Therefore, please make sure that your job report is precise and informative.

#### I. Job Report Presentation

You are scheduled to give a job report presentation.

- Purpose: To introduce your country/your responsible area and the situation regarding infectious diseases
- Schedule: In an earlier week of the program in Japan
- Participant: Program organizers and lecturers
- Time: 10 minutes for each participant
- Software: Microsoft Power Point (PPT)

#### II. Preparation and submission of Job Report

##### <Preparation>


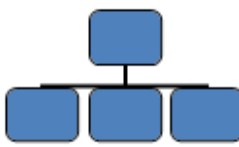
- Please check the items which you are expected to cover in your presentation. See the “(ANNEX)Job Report Presentation Format Course-number.ppt”.
- **Approximately 13 slides are preferable as shown in the following page.**
- Using photos will be helpful in your presentation. Please insert photos such as your daily activities, health facilities, and people's life in your responsible area to your Job Report.  
※Aside from photos in your Job Report, please bring additional photos related to health issues. You may need these photos when completing your Job Report in Japan as mentioned in I.

##### <Submission>

- **Application without Job Report will not be accepted.**
- For the use in the presentation, please **submit the Job Report as PPT format (handwritten one nor PDF format is NOT acceptable).** We do not accept revision after the submission.

- For further questions, please contact following e-mail address, '[oiactp@jica.go.jp](mailto:oiactp@jica.go.jp)'.

## Sample view of the Job Report format

<div style="text-align: center; font-weight: bold;">Job Report Presentation</div> <p style="font-size: small; text-align: center;">Integrating Climate and Data Health Through Public Health Initiatives (JICA)</p> <p>Participant Name: _____          Job Title: _____          Organization: _____  <i>(If you do the survey/Job Description) or (If you are the manager)</i>          Country: _____          Name of JICA Project: _____  <i>(If you are involved in/On Project, please put the name)</i></p>	<div style="text-align: center; font-weight: bold;">Contents</div> <ol style="list-style-type: none"> <li>1. Location</li> <li>2. Responsible Area             <ul style="list-style-type: none"> <li>2-1. Map of responsible area &amp; Health-related facilities</li> <li>2-2. Living situation of the responsible area</li> </ul> </li> <li>3. Responsibilities             <ul style="list-style-type: none"> <li>3-1. Job title and organization</li> <li>3-2. Job description</li> </ul> </li> <li>4. Current Situation of Maternal and Child Health             <ul style="list-style-type: none"> <li>4-1. and 4-2. Indicators</li> <li>4-3. Current situation of maternal and child health in the responsible area</li> <li>4-4. Challenges in maternal and child health and characteristic efforts</li> </ul> </li> <li>5. Expectations to This Training and Reasons</li> </ol>	<div style="text-align: center; font-weight: bold;">1. Location</div> <p style="font-size: small; text-align: center;">(If Please replace the map below with the map of your country)</p> 																																																				
<div style="text-align: center; font-weight: bold;">2. Responsible Area</div> <p>My responsible area is <input type="checkbox"/> National <input type="checkbox"/> Regional  <i>(If you do the survey/Job Description)</i></p> <p>2-1. Map of responsible area &amp; Health-related facilities  <i>(If you do the map of your responsible area, in drawing area, your organization and indicate the location of hospital and health facilities on the map.)</i>          Number of hospital ( ) Number of health facilities ( )</p>	<div style="text-align: center; font-weight: bold;">2-2. Living situation of the responsible area</div> <ol style="list-style-type: none"> <li>1) Characteristics  <i>(Temperature, language, Main industries, etc.)</i></li> <li>2) Living situation  <i>(Housing, Water supply, Disposal of human waste, Roads, Transportation, information network, etc.)</i>  <i>(If Please the photos to illustrate the living situation)</i></li> </ol>	<div style="text-align: center; font-weight: bold;">3. Responsibilities</div> <p>3-1. Job title and Organization          Job Title: _____          Number of staff ( ) Number of your staff ( )</p> <div style="text-align: center;">  </div> <p style="font-size: small; text-align: center;">(If possible, the organization of your organization, attach to the report)</p>																																																				
<div style="text-align: center; font-weight: bold;">3-2. Job Description</div> <p style="font-size: small; text-align: center;">(If you do the survey/Job Description)</p>	<div style="text-align: center; font-weight: bold;">4. Current Situation of Maternal and Child Health</div> <div style="text-align: center; font-weight: bold;">4-1. Indicators</div> <table border="1" style="width: 100%; border-collapse: collapse; font-size: x-small;"> <thead> <tr> <th>Indicators</th> <th>Country</th> <th>Responsible area</th> <th>Source</th> </tr> </thead> <tbody> <tr> <td>Crude birth rate</td> <td></td> <td></td> <td></td> </tr> <tr> <td>Crude death rate</td> <td></td> <td></td> <td></td> </tr> <tr> <td>Crude natural increase rate</td> <td></td> <td></td> <td></td> </tr> <tr> <td>Major causes of death</td> <td></td> <td></td> <td></td> </tr> </tbody> </table> <p style="font-size: x-small;">(If your responsible area is not in the table, you can use the "Responsible area" item.)</p>	Indicators	Country	Responsible area	Source	Crude birth rate				Crude death rate				Crude natural increase rate				Major causes of death				<div style="text-align: center; font-weight: bold;">4-2. Indicators</div> <table border="1" style="width: 100%; border-collapse: collapse; font-size: x-small;"> <thead> <tr> <th>Indicator</th> <th>Country</th> <th>Responsible area</th> <th>Source</th> </tr> </thead> <tbody> <tr> <td>Infant mortality rate</td> <td></td> <td></td> <td></td> </tr> <tr> <td>Under-5 mortality rate</td> <td></td> <td></td> <td></td> </tr> <tr> <td>Major causes of death of children under 5 years old</td> <td></td> <td></td> <td></td> </tr> <tr> <td>Under-5 mortality rate</td> <td></td> <td></td> <td></td> </tr> <tr> <td>Major causes of death of children under 5 years old</td> <td></td> <td></td> <td></td> </tr> <tr> <td>Maternal mortality rate</td> <td></td> <td></td> <td></td> </tr> <tr> <td>Major causes of maternal mortality</td> <td></td> <td></td> <td></td> </tr> </tbody> </table>	Indicator	Country	Responsible area	Source	Infant mortality rate				Under-5 mortality rate				Major causes of death of children under 5 years old				Under-5 mortality rate				Major causes of death of children under 5 years old				Maternal mortality rate				Major causes of maternal mortality			
Indicators	Country	Responsible area	Source																																																			
Crude birth rate																																																						
Crude death rate																																																						
Crude natural increase rate																																																						
Major causes of death																																																						
Indicator	Country	Responsible area	Source																																																			
Infant mortality rate																																																						
Under-5 mortality rate																																																						
Major causes of death of children under 5 years old																																																						
Under-5 mortality rate																																																						
Major causes of death of children under 5 years old																																																						
Maternal mortality rate																																																						
Major causes of maternal mortality																																																						
<div style="text-align: center; font-weight: bold;">4-3. Current situation of maternal and child health in the responsible area</div> <p>1) Maternal and child transfer system in emergency          - Maternal system <input type="checkbox"/> Yes <input type="checkbox"/> No          - Transfer system <input type="checkbox"/> Yes <input type="checkbox"/> No <i>(If you do the survey/Job Description)</i></p> <p style="font-size: x-small;">(If you do the survey/Job Description, please attach the map to the report.)</p> <div style="border: 1px solid black; padding: 5px; font-size: x-small;"> <p>Example: Maternal and child transfer system in China's Prefecture</p> <p>Comprehensive Maternal Care Center ( )</p> <p style="text-align: center;">↓</p> <p>Regional Maternal Care Center ( )</p> <p style="text-align: center;">↓</p> <p>Other Regional Maternal Care Center ( )</p> <p style="text-align: center;">↓</p> <p>Other Regional Maternal Care Center ( )</p> </div>	<div style="text-align: center; font-weight: bold;">2) Maternal and Child Health Handbook</div> <p><input type="checkbox"/> Yes, joint of mother and child  <input type="checkbox"/> Yes, mother and child each and separately  <input type="checkbox"/> Only for immunization  <input type="checkbox"/> No  <input type="checkbox"/> Other ( ) <i>(If you do the survey/Job Description)</i></p> <p>3) Number of prenatal checkup (average) : _____ times</p> <p>4) Venue of delivery          Home: _____ % Health facility: _____ %          Major attendant in case of home delivery ( )</p> <p>5) Community health worker  <input type="checkbox"/> Yes → <input type="checkbox"/> Paid <input type="checkbox"/> Not paid  <input type="checkbox"/> No</p>	<div style="text-align: center; font-weight: bold;">4-4. Challenges in maternal and child health and characteristic efforts</div> <table border="1" style="width: 100%; border-collapse: collapse;"> <thead> <tr> <th>Challenges in maternal and child health</th> <th>Characteristic efforts made by my organization</th> </tr> </thead> <tbody> <tr><td> </td><td> </td></tr> <tr><td> </td><td> </td></tr> <tr><td> </td><td> </td></tr> <tr><td> </td><td> </td></tr> </tbody> </table> <p style="font-size: small;">(If Explain the main issues relating to maternal and child health in the jurisdiction, in emergency, then, if you are making significant efforts in maternal and child health by your organization)</p>	Challenges in maternal and child health	Characteristic efforts made by my organization																																																		
Challenges in maternal and child health	Characteristic efforts made by my organization																																																					
<div style="text-align: center; font-weight: bold;">5. Expectation to This Program and Reasons</div> <p style="font-size: small; text-align: center;">(If Explain the specific reasons for the use in your organization, or your organization)</p>																																																						

## ***For Your Reference***

### **JICA and Capacity Development**

The key concept underpinning JICA operations since its establishment in 1974 has been the conviction that “capacity development” is central to the socioeconomic development of any country, regardless of the specific operational scheme one may be undertaking, i.e. expert assignments, development projects, development study projects, training programs, JOCV programs, etc.

Within this wide range of programs, Training Programs have long occupied an important place in JICA operations. Conducted in Japan, they provide partner countries with opportunities to acquire practical knowledge accumulated in Japanese society. Participants dispatched by partner countries might find useful knowledge and re-create their own knowledge for enhancement of their own capacity or that of the organization and society to which they belong.

About 460 pre-organized programs cover a wide range of professional fields, ranging from education, health, infrastructure, energy, trade and finance, to agriculture, rural development, gender mainstreaming, and environmental protection. A variety of programs and are being customized to address the specific needs of different target organizations, such as policy-making organizations, service provision organizations, as well as research and academic institutions. Some programs are organized to target a certain group of countries with similar developmental challenges.

### **Japanese Development Experience**

Japan was the first non-Western country to successfully modernize its society and industrialize its economy. At the core of this process, which started more than 140 years ago, was the “*adopt and adapt*” concept by which a wide range of appropriate skills and knowledge have been imported from developed countries; these skills and knowledge have been adapted and/or improved using local skills, knowledge and initiatives. They finally became internalized in Japanese society to suit its local needs and conditions.

From engineering technology to production management methods, most of the know-how that has enabled Japan to become what it is today has emanated from this “*adoption and adaptation*” process, which, of course, has been accompanied by countless failures and errors behind the success stories. We presume that such experiences, both successful and unsuccessful, will be useful to our partners who are trying to address the challenges currently faced by developing countries.

However, it is rather challenging to share with our partners this whole body of Japan’s developmental experience. This difficulty has to do, in part, with the challenge of explaining a body of “tacit knowledge,” a type of knowledge that cannot fully be expressed in words or numbers. Adding to this difficulty are the social and cultural systems of Japan that vastly differ from those of other Western industrialized countries, and hence still remain unfamiliar to many partner countries. Simply stated, coming to Japan might be one way of overcoming such a cultural gap.

JICA, therefore, would like to invite as many leaders of partner countries as possible to come and visit us, to mingle with the Japanese people, and witness the advantages as well as the disadvantages of Japanese systems, so that integration of their findings might help them reach their developmental objectives.





***CORRESPONDENCE***

For enquiries and further information, please contact the JICA office or the Embassy of Japan. Further, address correspondence to:

**JICA Okinawa Center**

**Address: 1143-1 Aza-Maeda, Urasoe-Shi, Okinawa, 901-2552, Japan**

**TEL: +81-98-876-6000 FAX: +81-98-876-6014**